




Thermaltake CTE E600 MX Mid Tower Chassis

- **Style:** CTE (Centralized Thermal Efficiency) Form Factor Design
- **Size:** Mid Tower supports up to E-ATX (12" x 10.5") MB
- **Material:** Steel & Tempered Glass

Datasheet

Main Features

- **Connection :** Top I/O ports with 2 x USB 3.0 & 1 x USB 3.2 (Gen 2) Type C
- **Supports :** Supports AIO/DIY cooling solutions
- **Dual front panels & three-way VGA installation**
- **Accessories :** 400mm PCI-E 4.0 riser cable and floating VGA bracket





Thermaltake CTE E600 MX Mid Tower Chassis

Specification

Model	CTE E600 MX	CTE E600 MX Snow	CTE E600 MX Hydrangea Blue
P/N	CA-1Y3-00M1WN-00	CA-1Y3-00M6WN-00	CA-1Y3-00MFWN-00
Case Type	Mid Tower		
Chassis Dimension (H*W*D)	558.5 x 270 x 513mm (21.99 x 10.63 x 20.2 inch)		
Net Weight	16 kg / 35.27 lbs.		
Panel	4mm Tempered Glass x 2		
Color	Black		White
Material	SPCC		
Cooling System	-		
Drive Bays	2 x 3.5", 2 x 2.5"		
Expansion Slots	7		
Motherboards	6.7" x 6.7" (Mini ITX), 9.6" x 9.6" (Micro ATX), 12" x 9.6" (ATX), 12" x 10.5" (E-ATX)		
I/O Port	USB 3.0 x 2, Type-c x1, HD Audio x 1		
PSU	Standard PS2 PSU (optional)		
Fan Support	Front: 3 x 120mm, 2 x 120mm, 1 x 120mm 3 x 140mm, 2x 140mm, 1 x 140mm Top: 2 x 120mm, 1 x 120mm Right (M/B Side): 3 x 120mm, 2 x 120mm, 1 x 120mm 3 x 140mm, 2x 140mm, 1 x 140mm Rear: 3 x 120mm, 2 x 120mm, 1 x 120mm 3 x 140mm, 2x 140mm, 1 x 140mm Bottom: 3 x 120mm, 2 x 120mm, 1 x 120mm 3 x 140mm, 2x 140mm, 1 x 140mm		
Radiator Support	Front: 1 x 360mm, 1 x 240mm, 1 x 120mm 1 x 420mm, 1 x 280mm, 1 x 140mm Top: 1 x 240mm, 1 x 120mm Right (M/B Side): 1 x 360mm, 1 x 240mm, 1 x 120mm 1 x 420mm, 1 x 280mm, 1 x 140mm Rear: 1 x 360mm, 1 x 240mm, 1 x 120mm 1 x 420mm, 1 x 280mm, 1 x 140mm Bottom (DIY only): 1 x 360mm, 1 x 240mm, 1 x 120mm 1 x 420mm, 1 x 280mm, 1 x 140mm		
Clearance	CPU cooler max height: 166mm VGA max length: 415mm (with radiator) 443.8mm (without radiator) PSU max length: 220mm		



Thermaltake CTE E600 MX Mid Tower Chassis

Packaging

Package Information	CTE E600 MX ARGB	CTE E600 MX ARGB Snow	CTE E600 MX ARGB Hydrangea Blue
EAN Code	4711475641020	4711475641037	4711475641655
UPC Code	841163091036	841163091043	841163091661
N.W	16 kg / 35.27 lbs.		
G.W	18.5 kg / 40.49 lbs.		
Carton Size (L x W x H)	625.5 x 352 x 605 mm / 24.63 x 13.86 x 23.82 inch		
Cuft	4.7		
Container	w/o pallet		
20'	189 pcs		
40'	387 pcs		
40' HQ	444 pcs		






Thermaltake CTE E600 MX Mid Tower Chassis

Appearance –
Black version




Angle view




Left Side view



Front view



Right Side view



Internal Structure



Rear view



Top view




Bottom view



Thermaltake CTE E600 MX Mid Tower Chassis


Appearance –
Snow version




Angle view



Left Side view



Front view



Right Side view




Internal Structure



Rear view



Top view



Bottom view



Thermaltake CTE E600 MX Mid Tower Chassis


Appearance –
Hydrangea Blue version




Angle view



Left Side view



Front view




Right Side view




Internal Structure



Rear view



Top view



Bottom view



Thermaltake CTE E600 MX Mid Tower Chassis

Unique Design



Dual Front Panels Design -

Tempered Glass and Perforated Mesh Front Panel



Thermaltake CTE E600 MX Mid Tower Chassis


Structure (External)



1 x USB 3.2 (Gen 2) Type-C

2 x USB 3.0

HD Audio



Dual Chambers Design



Thermaltake CTE E600 MX Mid Tower Chassis

Structure (External)



Tool-free,
easy-to-remove
Panels design




Rear filter




Thermaltake CTE E600 MX Mid Tower Chassis


Structure (Internal)




Front filter



Top filter



Left side filter





Bottom filter



Thermaltake CTE E600 MX Mid Tower Chassis

Structure (Internal)




Rotational PCI-e Slots



Thermaltake CTE E600 MX Mid Tower Chassis

Floating VGA bracket design



400mm PCI-E 4.0 Riser Cable and Floating VGA Bracket



Floating VGA bracket/
400mm PCI-E 4.0 riser
cable in accessory box
supports flexible
installation




Thermaltake CTE E600 MX Mid Tower Chassis

Structure (Internal)



Removable front fan bracket

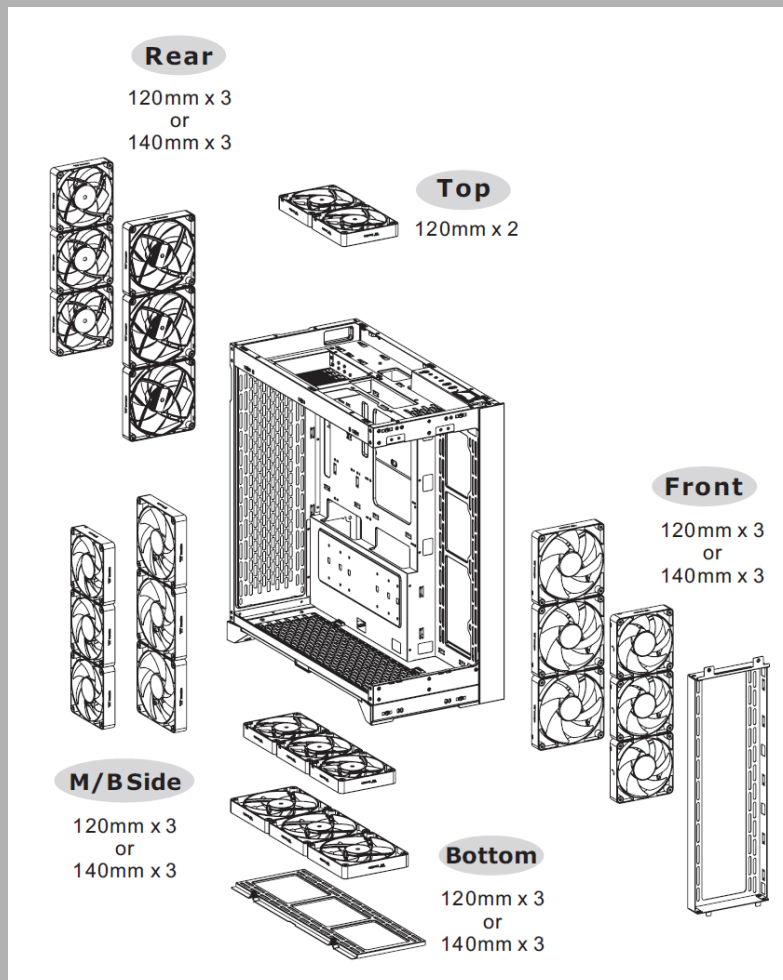
2 x 120mm fan on
the top



3 x 140mm Fan at the bottom

Compatibility List

Fan Compatibility List			
	120mm	140mm	200mm
Front	3	3	-
Top	2	-	-
Rear	3	3	-
Right(M/B Side)	3	3	-
Bottom	3	3	-

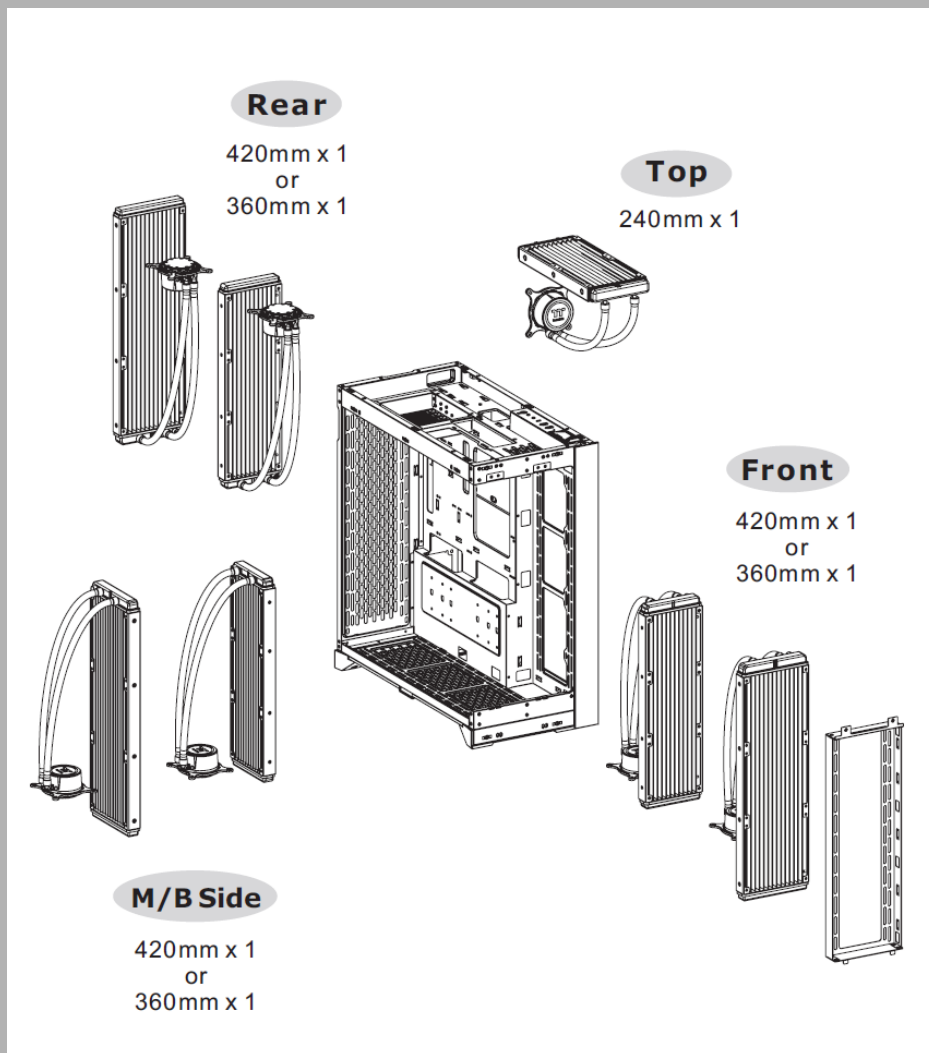




Thermaltake CTE E600 MX Mid Tower Chassis

All-in-One Compatibility

All-in-One Compatibility List						
	120mm	240mm	360mm	140mm	280mm	420mm
Front	●	●	●	●	●	●
Top	●	●	-	-	-	-
Rear	●	●	●	●	●	●
Right(M/B Side)	●	●	●	●	●	●
Bottom	-	-	-	-	-	-





Thermaltake CTE E600 MX Mid Tower Chassis

DIY Liquid Cooling Compatibility

DIY Liquid Cooling Compatibility List						
	120mm	240mm	360mm	140mm	280mm	420mm
Front	●	●	●	●	●	●
Top	●	●	-	-	-	-
Rear	●	●	●	●	●	●
Right(M/B Side)	●	●	●	●	●	●
Bottom	●	●	●	●	●	●

